

## WELCOME TO NOKIA TOKEN MANAGEMENT SYSTEM


Steps For The minimum Hardware Requirement at the Nokia Care Centre.

### For BASIC machine .

- One computer with **Dual Display (PCI Express Card)** Property for Token Display.
- One computer with **one serial and one parallel port** for Token Machine.

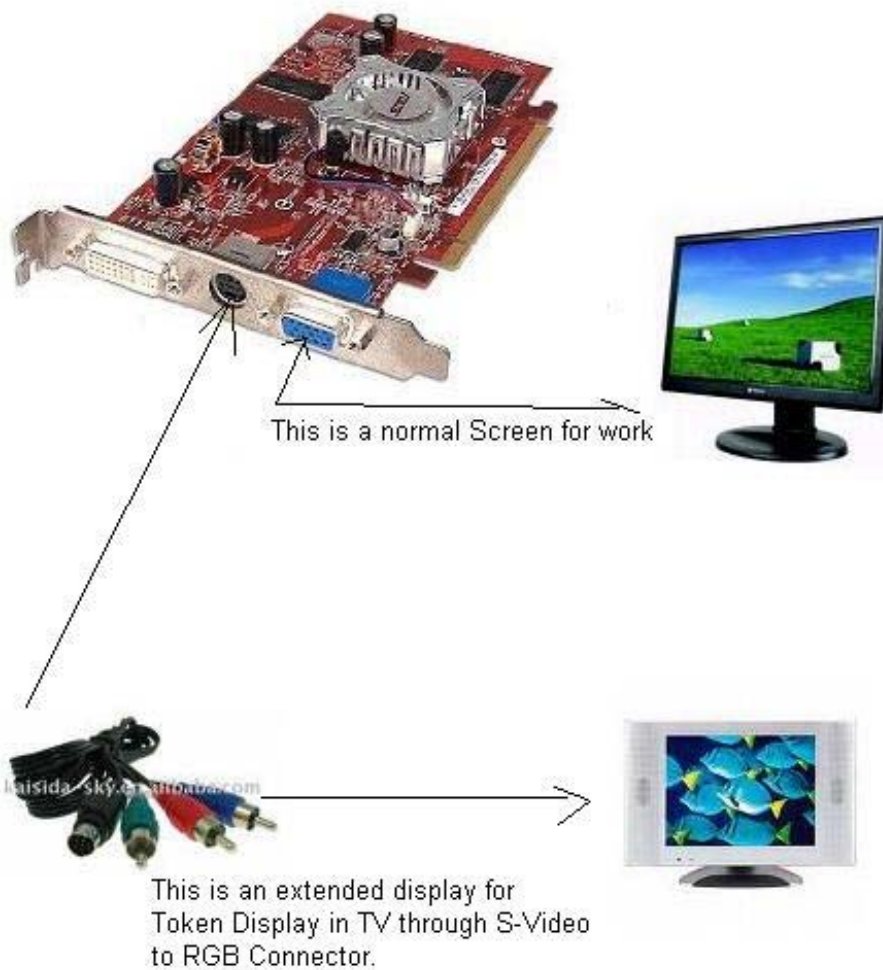
### **Dual Display Property**

for dual display property one should have a PCI Express Card installed in one of his computer which look like this.

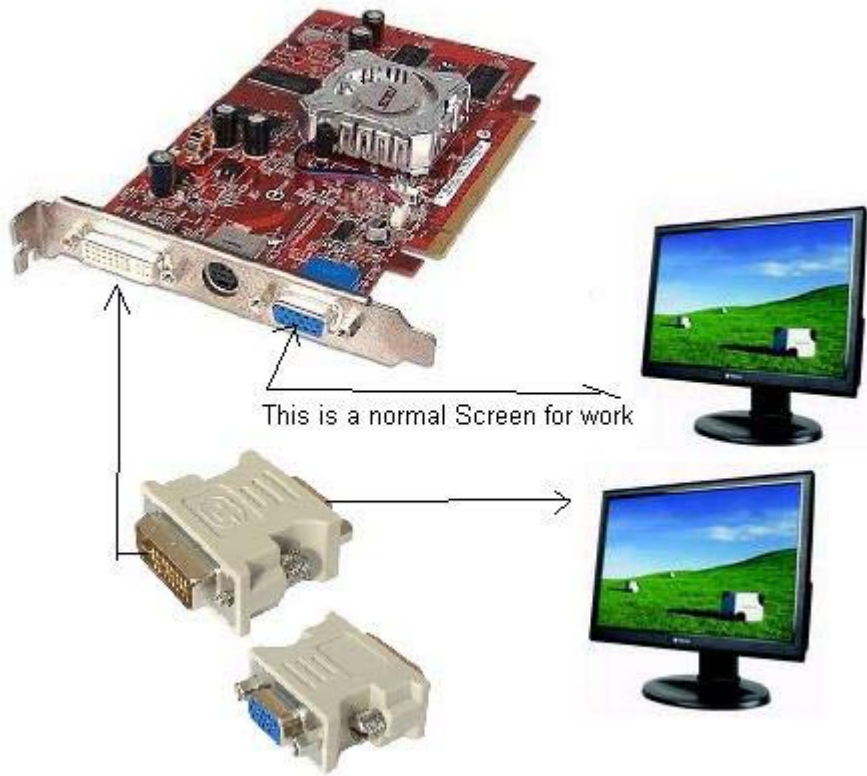


The card will have one VGA output , One S-video Output and One DVI Output

If the customer want TV to be his second monitor then he can connect the display in the below mentioned way.



If the customer want to connect Display as LCD or Normal monitor then he can have as follows




Summary of the hardware requirement.



This is a Parallel Port and serial port where One can connect the Token Machine.

This is the Pci express card for dual monitoring for token Display.



This is how token machine is connected with your computer system.

**IF YOU DON'T HAVE ONBOARD SERIAL AND PARALLEL PORT THEN THEN YOU CAN USE THE BELOW MENTIONED CARD AND THIS IS EASILY AVILIBLE WITH COMPUTER VENDOR.**



**Important Note:**

1. The Token Machine Comes with 10 Metre Cable if you need extra cable please inform previously.
2. The Care center must have an extra monitor with extended cable before our engineer come for installation.

Thanks for Being with us.

**Netsol IT Solutions**